

# PIPEMATE

## ULTRAFIT™ COUPLING & ADAPTOR



The ULTRAFIT couplings and adaptors are part of the New Pipemate 'Ultra' range of pipe joints.

The ULTRAFIT has been developed to joint plain-ended pipes of various outside diameters with the same or different nominal bore in Steel, Ductile Iron, Cast Iron, Asbestos Cement, GRP, UPVC and PE. With use on PE pipes inserts are required.

### **MATERIALS SPECIFICATION :**

Sleeve & Flanges :	SG Ductile Iron To BS EN 1563 Gr. 450/10
Bolts :	Steel Grade 8.8 square cup head bolts. Other qualities available upon request.
Nuts & Washers :	Steel Grade 4
Gaskets :	EPDM to BS EN 681-1 for water and sewage application. Other suitable gasket qualities for aggressive media are available upon request.

### **CORROSION PROTECTION**

The ULTRAFIT range products will be coated standard with Fusion Bonded Epoxy (FBE). Other coatings will be available upon request.

### **TEMPERATURE RANGE**

With the use of standard gaskets :  
- 20 deg C to + 70 deg C

### **WORKING PRESSURE**

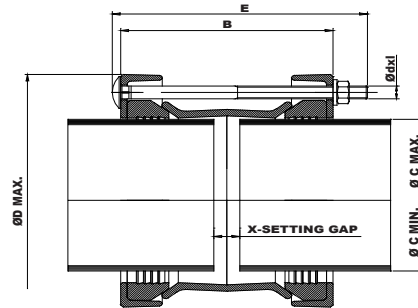
Gas : 4 bar (Test Pressure 6 bar)  
Water : 16 bar (Test Pressure 24 bar)

### **INSTALLATION**

Quick, easy, efficient and cost saving pipe connection without disassembling.

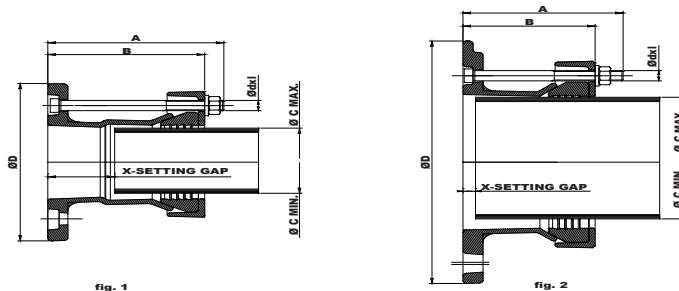


## ULTRAFIT COUPLING



Coupling Type	Range Ø C		Sleeve L.	Bolts		B	Ø D	E	X		Weight	
	Min.	Max.		No.	d				l	Min.		Max.
DN50-2"	59	73	100	4	M 12	170	154	153	197	20	30	5.1
DN65-2,5"	72	85	100	4	M 12	170	154	166	197	20	30	4.3
DN80-3"	88	103	100	4	M 12	170	154	185	197	20	30	4.7
DN100-4"	108	128	100	4	M 12	190	163	211	197	20	30	5.6
DN125-5"	132	146	100	4	M 12	190	163	237	197	20	30	6.8
DN125-5"	139	153	100	4	M 12	190	163	237	197	20	30	6.9
DN150-6"	159	182	100	4	M 12	190	163	274	197	20	30	8.7
DN175-7"	192	209	100	4	M 12	190	163	299	197	20	30	9.2
DN200-8"	218	235	100	4	M 12	190	163	323	197	20	30	9.9
DN225-9"	250	267	100	6	M 12	190	163	362	197	20	30	6.8
DN250-10"	271	289	100	6	M 12	190	163	390	197	20	30	14.3
DN300-12"	322	340	100	6	M 12	190	163	401	197	20	30	16.2

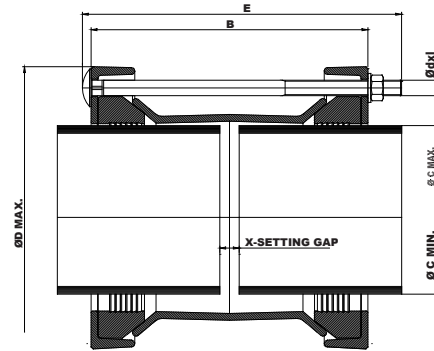
## ULTRAFIT FLANGE-ADAPTOR



Coupling Type	Range Ø C		Fig.	Bolts		A	B	Ø D	X		Weight	
	Min.	Max.		No.	d				l	Min.		Max.
DN50-2"	59	73	1	4	M 12	130	139	125	165	50	60	4.5
DN65-2,5"	72	85	1	4	M 12	130	139	125	185	50	60	4.3
DN80-3"	88	103	2	4	M 12	120	129	100	220	10	30	4.6
DN100-4"	108	128	2	4	M 12	120	129	105	225	10	35	4.9
DN125-5"	132	146	2	4	M 12	120	131	105	285	10	35	6.7
DN125-5"	139	153	2	4	M 12	120	131	105	285	10	35	6.8
DN150-6"	159	182	2	4	M 12	120	131	105	286	10	30	8.0
DN175-8"	192	209	2	4	M 12	120	131	105	340	10	35	8.9
DN200-8"	218	235	2	4	M 12	120	131	105	340	10	30	9.2
DN225-9"	250	267	2	6	M 12	120	131	115	405	10	35	11.4
DN250-10"	271	289	2	6	M 12	120	134	115	405	10	35	13.9
DN300-12"	322	340	2	6	M 12	120	134	115	482	10	35	17.5

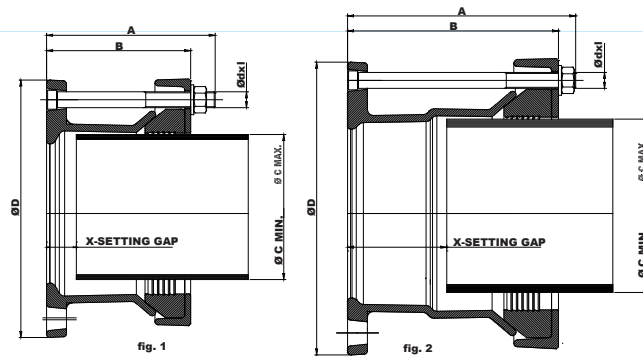


## ULTRAFIT PLUS COUPLING



Coupling Type	Range Ø C		Sleeve L.	Bolts		B	Ø D	E	X		Weight kg	
	Min. mm	Max. mm		No.	d mm				l mm	Min. mm		Max. Mm
DN50-2"	43	64	200	4	M 12	290	260	150	297	20	120	
DN65-2.5"	63	84	200	4	M 12	290	260	174	297	20	120	
DN80-3"	85	107	200	4	M 12	290	260	198	297	20	120	
DN100-4"	107	134	200	4	M 16	320	270	240	328	20	110	
DN125-5"	132	160	200	4	M 16	320	270	271	328	20	100	
DN150-6"	158	192	200	4	M 16	320	288	316	328	20	100	
DN175-7"	192	227	200	4	M 16	320	288	349	328	20	100	
DN200-8"	218	252	200	4	M 16	320	288	372	328	20	100	
DN250-10"	266	300	200	6	M 16	320	288	426	328	20	100	
DN300-12"	315	350	200	6	M 16	320	288	471	328	20	100	

## ULTRAFIT PLUS FLANGE-ADAPTOR



Coupling Type	Range Ø C		Fig.	Bolts		A	B	Ø D	X		Weight kg	
	Min. mm	Max. mm		No.	d mm				l mm	Min. mm		Max. Mm
DN50-2"	43	64	1	4	M 12	120	128	110	165	20	40	
DN65-2.5"	63	84	1	4	M 12	120	128	110	185	25	40	
DN80-3"	85	107	2	4	M 12	165	175	158	200	60	90	
DN100-4"	107	134	2	4	M 16	190	200	180	230	75	100	
DN125-5"	132	160	1	4	M 16	160	170	145	274	30	65	
DN150-6"	158	192	2	4	M 16	220	232	215	305	100	120	
DN175-7"	192	227	1	4	M 16	220	232	215	345	30	115	
DN200-8"	218	252	2	4	M 16	250	262	240	370	95	145	
DN250-10"	266	300	2	6	M 16	270	282	260	415	120	165	
DN300-12"	315	350	2	6	M 16	270	282	260	483	120	165	



## ULTRAFIT FLANGE-ADAPTOR

Coupling type	Flange range	Range mm	Flange Info											
			PN			BS 10							ANSI	
			10	16	A		D	E	F		H	150		
DN50-2"	DN40	59-73	+	+										
	DN50-2"	59-73	+	+	+			+	+	+				+
	DN50-2,5"	59-73			+			+	+					
DN65-2,5"	DN60"	72-85	+	+	+									
	DN65-2,5"	72-85	+	+	+			+	+					+
	DN70-3"	72-85	+	+										
DN80-3"	DN65-2,5"	88-103	+	+						+			+	
	DN70-3"	88-103	+	+	+			+	+	+			+	+
	DN80-3,5"	88-103	+	+	+			+	+	+			+	+
	DN100-4"	88-103	+	+	+			+	+					
DN100-4"	DN100-3,5"	108-128								+			+	
	DN100-4"	108-128	+	+	+			+	+	+			+	+
DN125-5"	DN125-5"	132-146	+	+	+			+	+					
	DN150-6"	132-146	+	+	+			+	+					+
DN125-5" A)	DN125-5"	139-153	+	+	+			+	+					
	DN150-6"	139-153	+	+	+			+	+					+
DN150-6"	DN150-6"	159-182	+	+	+			+	+					+
DN175-7"	DN200-8"	192-209	+	+										+
DN200-8"	DN200-8"	218-235	+	+										+
DN225-9"	DN250-10"	250-267	+	+	+			+	+					
DN250-10"	DN250-10"	271-289	+	+	+			+	+					+
DN300-12"	DN300-12"	322-340	+	+	+			+	+					+

A) DN 125 for pipe 139-153 has an oversized gasket.

## ULTRAFIT<sup>PLUS</sup> FLANGE-ADAPTOR

Coupling type	Range mm	Range mm	Flange Info											
			PN			BS 10							ANSI	
			10	16	A		D	E	F		H	150		
DN50-2"	DN50-2"	59-73	+	+										+
DN65-2,5"	DN60-2,5"	72-85	+	+										+
DN80-3"	DN65-3"	88-103	+	+										+
DN100-4"	DN100-4"	108-128	+	+	+			+	+					+
DN125-5"	DN125-5"	139-153	+	+						+				+
DN150-6"	DN150-6"	159-182	+	+										+
DN175-7"	DN200-8"	192-229	+	+	+									+
DN200-8"	DN200-8"	218-252	+	+	+			+	+					+
DN250-10"	DN250-10"	271-289	+	+						+				+
DN300-12"	DN300-12"	322-340	+	+										+